

How to buy a ticket

You can purchase tickets at the "Tickets and Hotel Reservation Counters (Bus Ticket Sales Counter)" on the left hand side after leaving the arrivals lobby.



Information on methods of accessing your destination, HANEDA AIRPORT EXPRESS routes, time information, and ticket purchase are available here.

Also, you can get information for other public transportation methods for areas inaccessible by HANEDA AIRPORT EXPRESS.



Time schedules and guide books in multiple languages (English, Korean, simplified Chinese, and traditional Chinese) are also available at the "Tickets and Hotel Reservation Counters (Bus Ticket Sales Counter)". Please feel free to ask.



"Point and communicate" conversation guides that are helpful for using HANEDA AIRPORT EXPRESS are available via download.

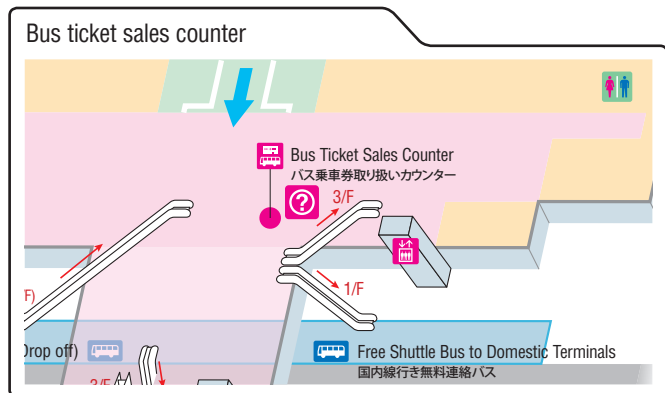
[Download](#)

How to purchase a ticket

To take HANEDA AIRPORT EXPRESS, make sure to purchase a ticket in advance at the bus ticket sales counter in Haneda Airport.



Please show this page to a clerk at the bus ticket sales counter (バス乗車券取り扱いカウンター), and give instructions by pointing your finger.



To make clear the destination, please open the applicable timetable page and point at your destination.

I want to go to ○○. Can I have bus tickets for adults (children) please?

Write down the number of tickets in the box () above.

○○行きバスの乗車券を、大人枚(子供枚)ください。

I see. Thank you. Have a good trip!



For other inquiries for the clerk, please point at suitable example sentences below.

Which bus should I take to go to ○○?

(○○に行くには、どのバスに乗ればいいですか?)

Example of reply: Go to No. ○○ Bus Stop and take a bus bound for ○○.

(回答例 ○○番のりばの○○行きに乗ってください。)

Where should I get off to go to ○○?

(○○に行くにはどの停留所で降りればいいですか?)

→ (回答例 時刻表冊子の該当ページを示してあげてください。)

I want to go to ○○. Please give me bus tickets for ○ adults and ○ children.

(○○までの乗車券を大人○枚、子供○枚ください。)

How much altogether? (いくらですか?)

Example of reply: ○○○○ yen. (回答例 ○○○○円です。)

We will pay separately. (別々に支払いたいです。)

Where is the bus stop? (のりばはどこですか?)

→ (回答例 のりば案内図を指差してご案内ください。)

Is this bus bound for ○○? (このバスは○○行きのバスですか?)

→ Yes. (はい) No. (いいえ)

Please put this baggage in the bus storage compartment.

(この荷物をトランクルームに入れてください。)

→ OK. (はい)

I'm sorry we cannot put this baggage in the bus storage compartment.

(申し訳ございませんが、この荷物は収納できません。)

When and whom should I return the ticket?

(乗車券はいつ、誰に渡せばいいですか?)

→ The bus driver will collect it when you get on the bus. (乗車時に運転手が回収いたします。)

The bus driver will collect it when you get off the bus. (降車時に運転手が回収いたします。)

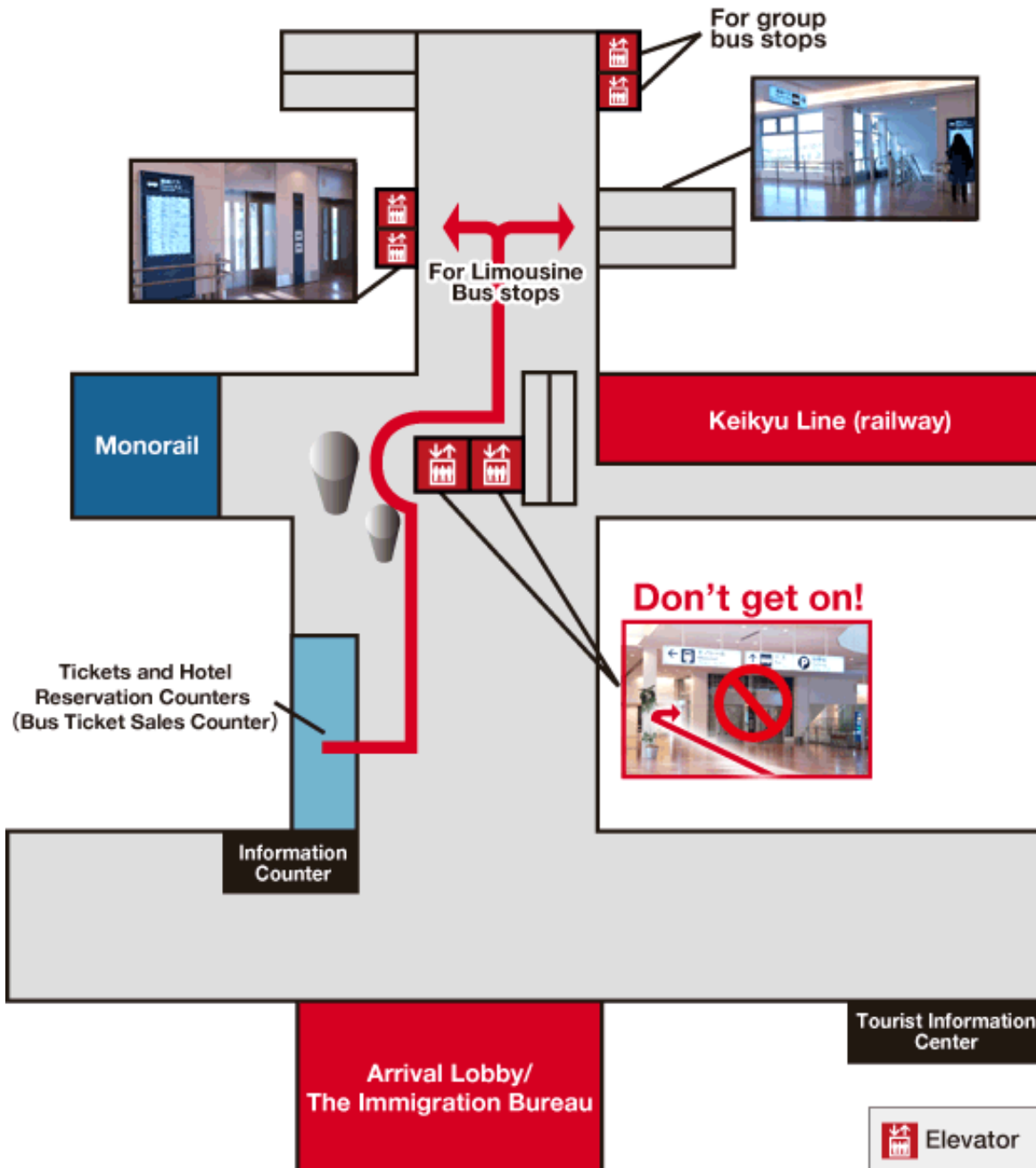
Is this seat vacant? (この席は空いていますか?)

→ Yes, have a seat please. (はい、どうぞお座りください。)

Sorry, it is already taken. (申し訳ございません。空いていません。)

Go to the bus stop

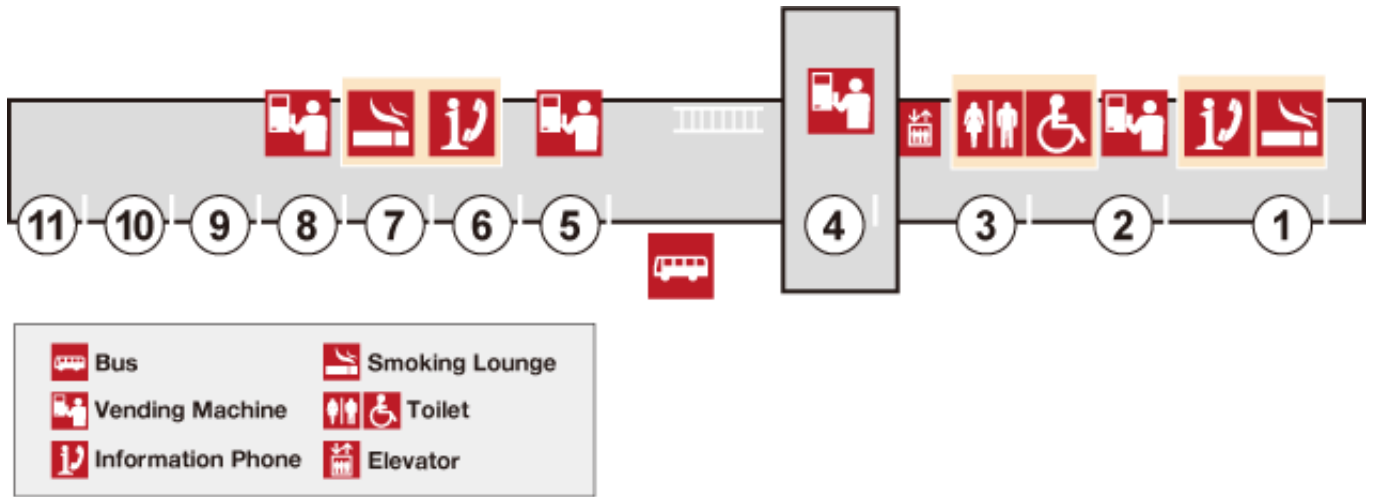
The way from the "Tickets and Hotel Reservation Counters (Bus Ticket Sales Counter)" to the bus stop area is a little confusing. There are big elevators visible right from the counter area, but these are not the elevators you want to get in. They will take you to the wrong floor. Pass those elevators and keep going. Take the elevator or escalator at the sign saying "Route Bus" and go down to the first floor.



If you get lost, ask the closest airport staff member.

Line up at the bus stop

When you get to the 1st floor bus stop area, go to the bus stop that matches the number displayed on your ticket.



Use destination displays on the electric signs to make sure you are in the right place and line up.

Large luggage can go in the luggage compartment of the bus.

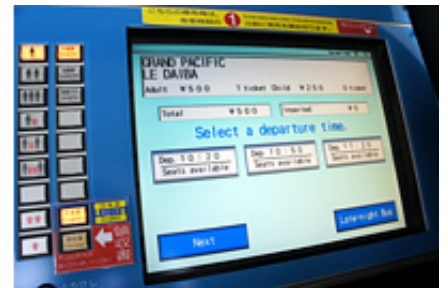


Put large luggage in the luggage compartment at the back of the bus. Take valuables, breakables, food and beverage, etc. into the bus with you.

[See [this page](#) for cautions about riding buses.]

You can purchase a bus ticket at the ticket issuing machines at the bus stop area.

You can change the ticket issuing machine display to English.



※ There might not be a bus leaving for your destination right away, so make sure to check the departure times before buying a ticket.

[▲ Back to top](#)

Convenient information

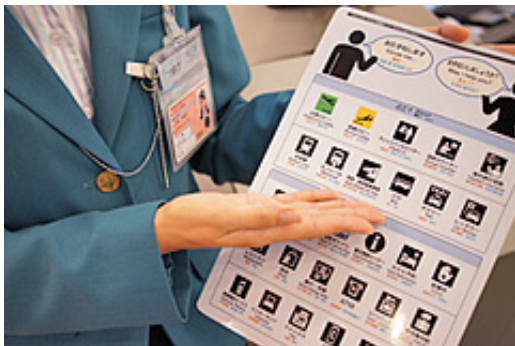


In addition to giving airport information, concierges at the Haneda Airport International Terminal can also help with problems related to accessing destinations from the airport. Ask at an information counter with the "?" mark or any of the concierges in jade colored uniforms inside the lobby area.



All staff members can offer assistance in Japanese and English. Also, staff members that can offer assistance in Chinese and Korean are also ready to help. Conversation is also possible through pointing at communication assistance boards in multiple languages (English, Korean, simplified Chinese).

※ This service is not provided by Keihin Kyuko Bus Co., Ltd.



Care service by staff members with Care-Fitter certifications is also available. Services are available on site, but you can also reserve services online at the Tokyo International Air Terminal Corporation website (URL: <http://www.haneda-airport.jp/inter/en/>) (Contacting the airline you plan to use in advance will assure smoother care services).



Also, the arrivals lobby floor houses the Tourist Information Center, where numerous tourist pamphlets are available in assorted language (English, simplified Chinese, Korean, etc.). You are welcome to stop by before moving on to your destination.

Late-night and early-morning bus service

Even in the early-morning or late-night, buses bound for Haneda Airport are available from various parts of the country!

There is no worry even when you plan to board an early-morning flight, or arrive at the airport by a late-night flight.

- ※ All the early-morning and late-night buses arrive at, or leave Haneda Airport International Terminal.
- ※ Buses running during the period of hours indicated "Extra fare" in the timetable require extra fares.
- ※ Some bus routes have different bus stops during daytime and at night.

Late-night bus service	Haneda Airport International Terminal Bus Stop
<p>② <u>Omiya Railway Station</u></p> <p>⑥ <u>Shinagawa Railway Station</u></p> <p><u>Shibuya Mark City</u></p> <p><u>Chiba-Chuo Railway Station</u></p> <p><u>Nishi-Funabashi Railway Station and Funabashi Railway Station</u></p>	<p>⑦ <u>Yokohama Railway Station (YCAT) ★</u></p> <p><u>Shin-Yokohama Railway Station</u></p> <p>⑧ <u>Omori Railway Station ★</u></p> <p><u>Kamata Railway Station (via Hinode Street) ★</u></p>
<p>The number of tickets sold for late-night bus departing from Haneda Airport is limited. Buy a bus ticket in advance, or get a ticket for a designated scheduled bus. Please be aware you will not be able to board a fully seated bus if you have not bought a bus ticket in advance or got a ticket for a designated scheduled bus. (Except bus routes with a ★ mark in the table above.)</p>	

Departing from Haneda Airport International Terminal

To Tokyo

To Shinagawa Railway Station No. 6 Bus stop

Ordinary fare: 1,000 yen for adults (500 yen for children)

Haneda Airport (International Terminal)	Shinagawa Railway Station East Exit
Departing at	Arriving at
0:40	1:12

To Shibuya Mark City No. 6 Bus stop

Extra fare: 2,000 yen for adults (1,000 yen for children)
 Ordinary fare: 1,000 yen for adults (500 yen for children)
An asterisk (*) indicates an extra fare.

Haneda Airport (International Terminal)	Shibuya Railway Station West Exit	Cerulean Tower Tokyu Hotel	Shibuya Mark City
Departing at	Arriving at	Arriving at	Arriving at
0:00 *	0:49	0:53	0:56
0:30 *	1:19	1:23	1:26